

DUOLITE DS15

Universal solution for **double-sided** lightboxes.

Special lens with elliptical 10°x60° beam angle provides possibility to illuminate two sides once installed on the edges of construction.

Now you need only one type of solution to cover range of **600-2500 mm** height of lightbox with uniform illumination on both sides.

Power consumption is up to **9 times less** in comparison to fluorescent lamps and **50% more** brightness.



Specially designed for:

- Double-sided light boxes, city lights, scrollers
- Billboards, transport stations
- Architectural lighting applications

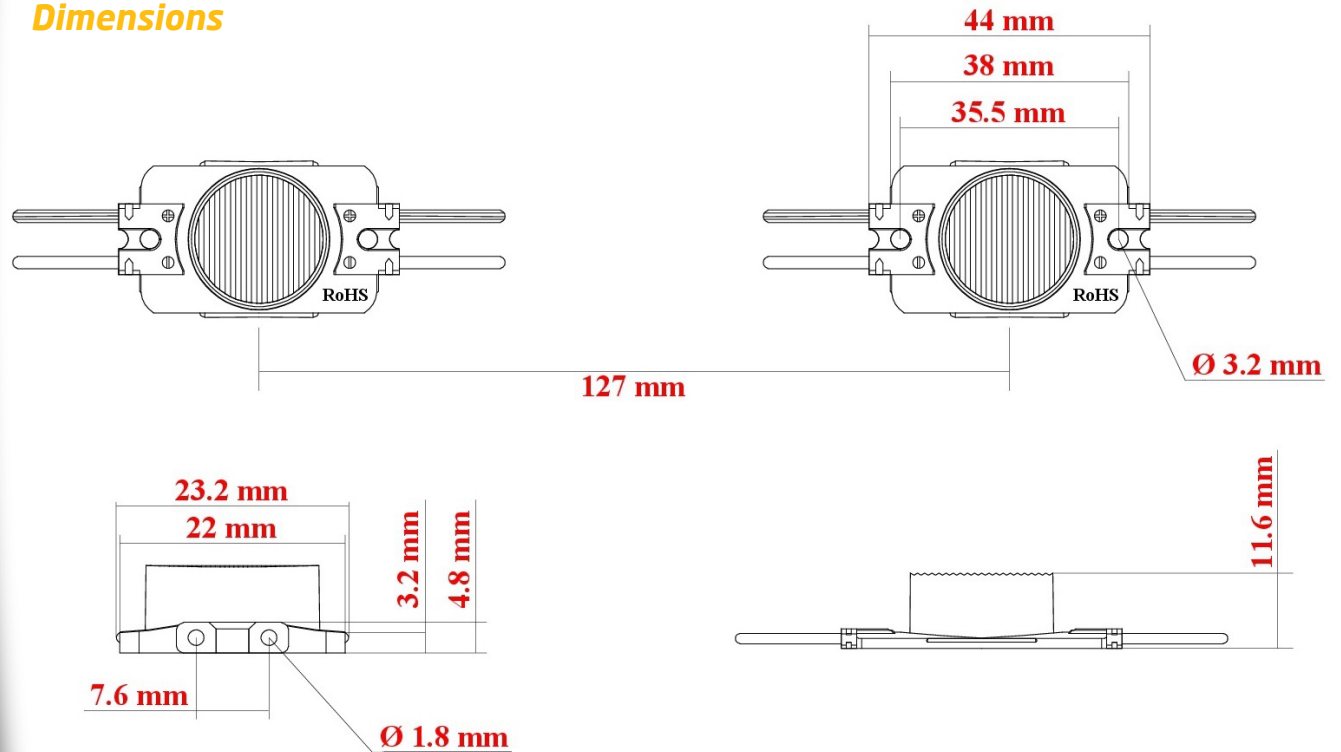
Features:

- **Only one solution** replace alternative modules in range of **1W-3W**
- These LED modules do not require any special power supplies
- Better illumination uniformity with smaller application depth
- **Smaller quantity** of modules due to special lens
- Provide **NO shadows or yellowish** effects on the bottom
- Efficiency up to **95 lm/W**
- HB fire protection level
- Maximum Tj temperature <80 °C
- Protection level of IP65
- Light decay < 30% after **45,000 hrs**
- **5 years** warranty

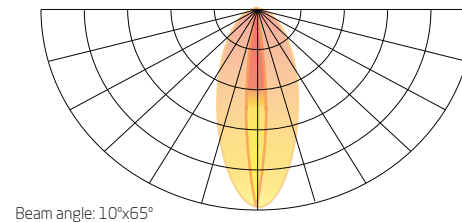
www.kaisenelectric.com



Dimensions



Light distribution graph



KAISEN

Technical information

LED type	3030
Power	1,5 W
Light output	140 lm
Input	12VDC
Color temperature	7000 K
Beam angle	10°x65°
Protection level	IP 65
Colors available	○
Working temperature	-30 +50 °C

Packing information

Packing type	Chain	Package	Box
Quantity	20 pcs	100 pcs	1000 pcs
Weight	0,36 kg	1,8 kg	18 kg